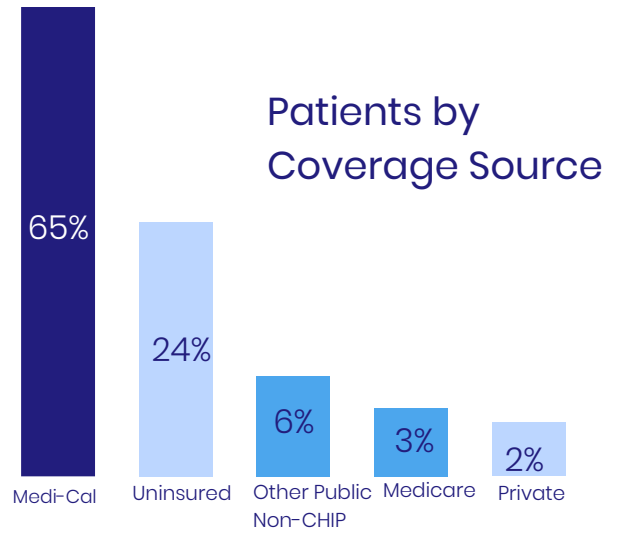


26,025 Patients Served in 2018

- 3,805 - Patients with hypertension
- 3,142 - Patients with mental health diagnosis
- 2,345 - Patients with Diabetes
- 1,359 - Patients who are homeless
- 1,242 - Patients with Asthma
- 321 - Prenatal patients
- 257 - Patients with HIV

149,893 Patient visits in 2018

- 81,911 - Medical visits
- 34,130 - Dental visits
- 5,868 - Behavioral visits

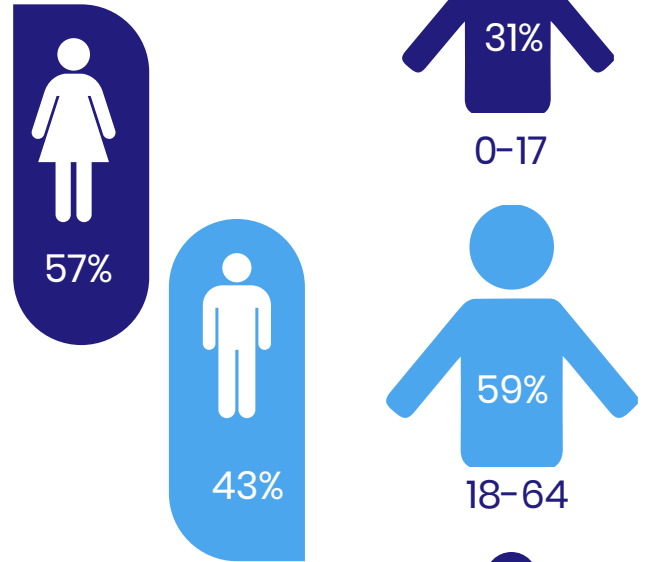


Top 4 cities served

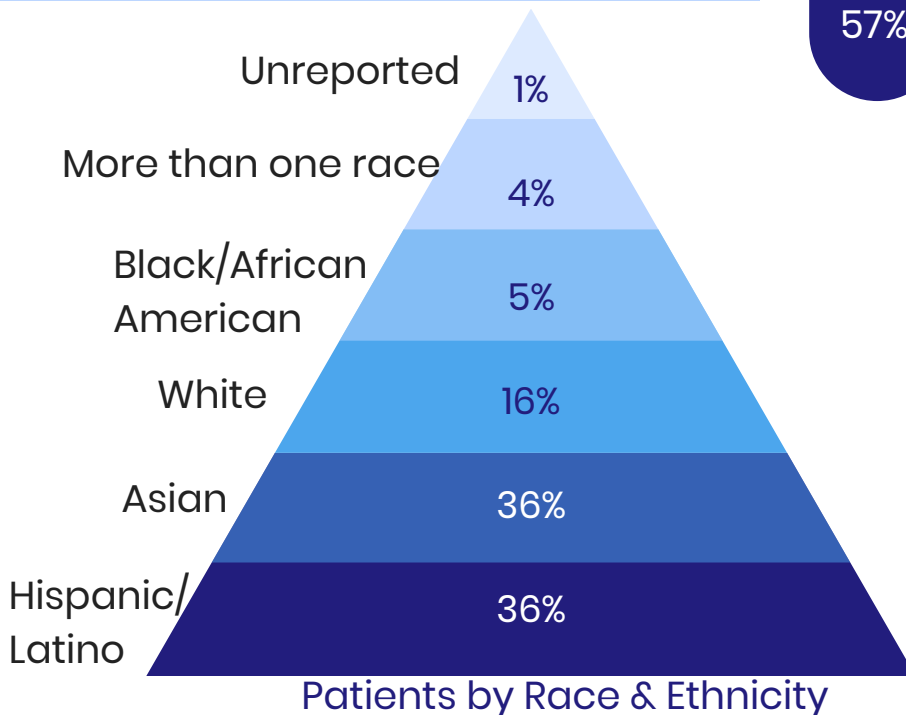
#Patients

City	#Patients
Fremont	13,102
Union City	3,012
Newark	2,854
Hayward	1,813

Patients by Gender



Source: 2017 Uniform Data System, HRSA, US Department of Health and Human Services



Tri-City Health Centers is a member of the Alameda Health Consortium and Community Health Center Network

Visits:

In 2018 Tri-City Health Center provided more than 149,000 patient visits. Many of these visits addressed complex medical and behavioral needs, with patients accessing care an average of 6 visits in the year for a range of services, including: medical, dental, mental health, community health education and other patient services.

Mission Statement:

Tri-City Health Center (TCHC) is committed to delivering excellent health services in a caring, nurturing, and respectful atmosphere and improving the quality of life for every individual and family in our community.

The Family of Tri-City Health Center Sites

Tri-City Health Center has multiple health centers, please find a list at tri-cityhealth.org

