



TIBURCIO VASQUEZ HEALTH CENTER AT A GLANCE

Health Center Patient Demographics

27,777 Patients Served in 2018

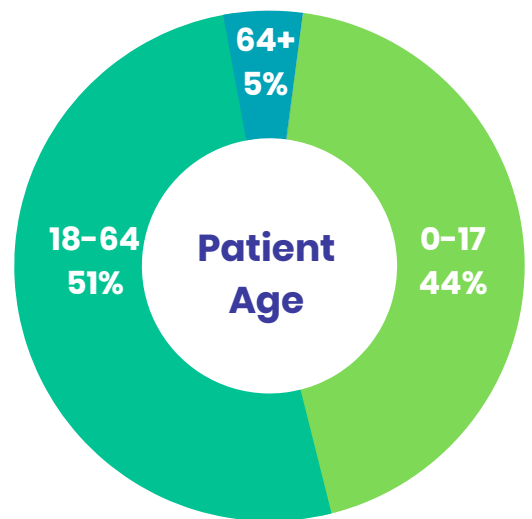
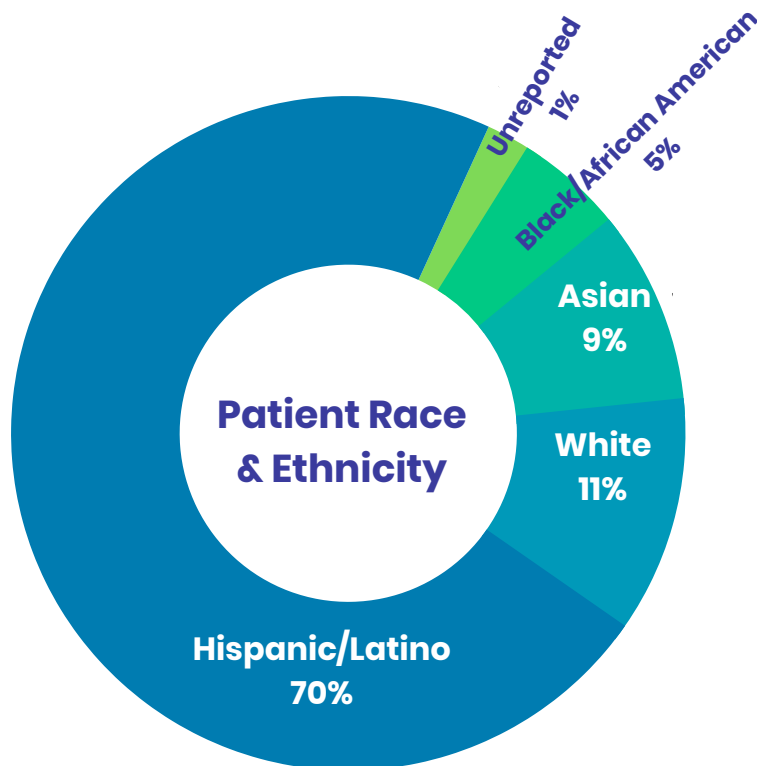
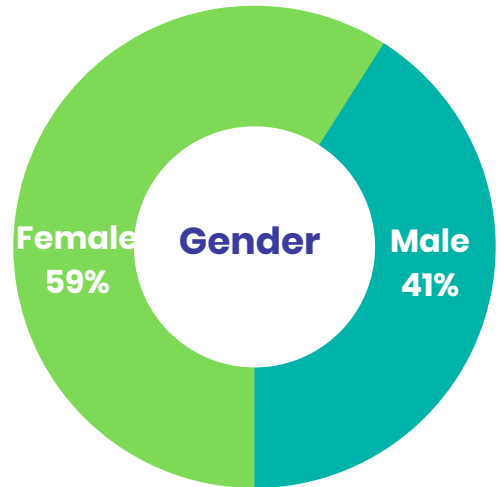
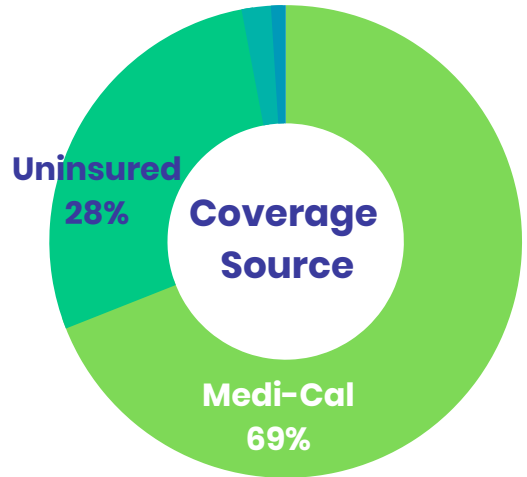
- 3,184 - Patients with hypertension
- 2,928 - Patients with mental health diagnosis
- 2,277 - Patients with Diabetes
- 1,078 - Patients with Asthma
- 1,109 - Prenatal patients
- 440 - Patients who are homeless

115,276 Patient visits in 2018

- 79,655 - Medical visits
- 20,216 - Dental visits
- 5,321 - Behavioral visits

Top 4 Cities Served	#of Patients
Hayward	16,099
San Leandro	3,710
Union City	3,202
Oakland	1,350

Medicare 2% Private 1%



Source: 2018 Uniform Data System, HRSA, US Department of Health and Human Services

Tiburcio Vasquez Health Center is a member of the Alameda Health Consortium and Community Health Center Network



TIBURCIO VASQUEZ HEALTH CENTER AT A GLANCE

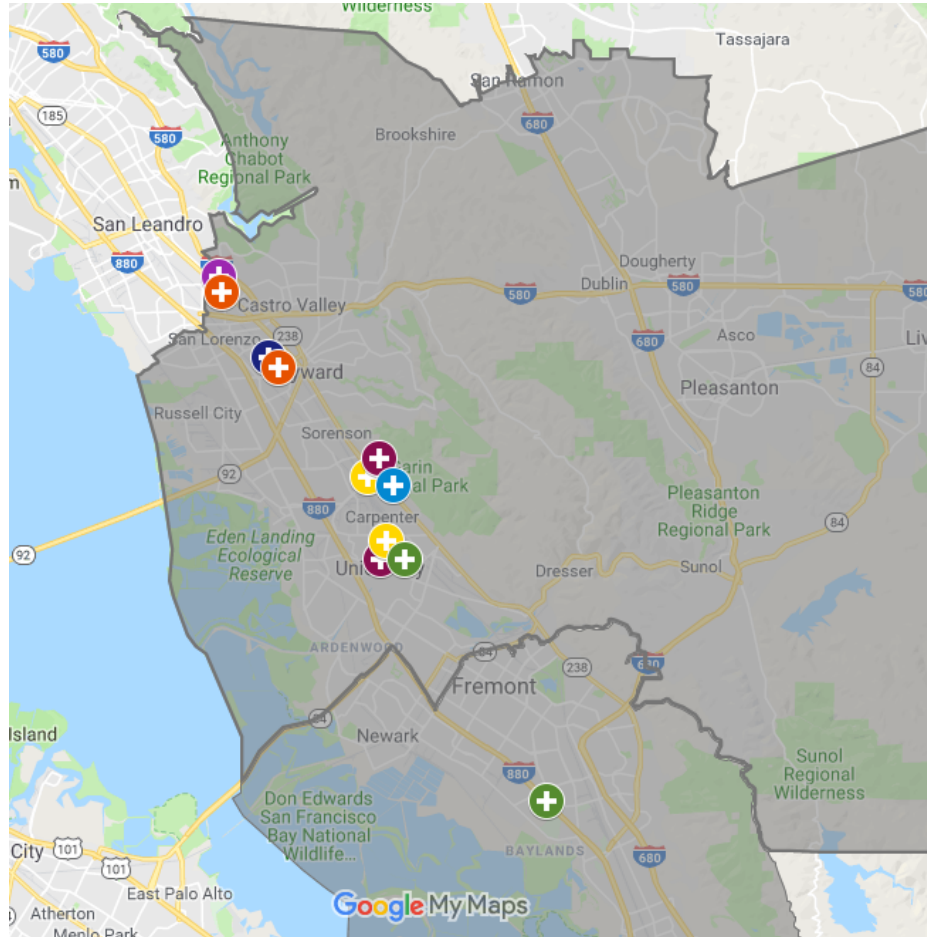
Health Center Patient Demographics

Visits:

In 2018 Tiburcio Vasquez Health Center provided more than 115,000 patient visits. Many of these visits addressed complex medical and behavioral needs, with patients accessing care an average of 4 visits in the year for a range of services, including: medical, dental, mental health, community health education and other patient services.

Mission Statement:

We are dedicated to promoting the health and well-being of our community by providing accessible, high quality care



- Comprehensive Care
- Comprehensive Care/Dental
- School Health Center
- WIC
- Behavioral Health
- Pediatric
- WIC/Health Education

The Family of Tiburcio Vasquez Health Sites

Tiburcio Vasquez Health Center has multiple health centers, please find a list at tvhc.org or call 510.471.5907