



TIBURCIO VASQUEZ HEALTH CENTER AT A GLANCE

Health Center Patient Demographics

25,319 Patients Served in 2020

- 3,207 – Patients with hypertension
- 2,770 – Patients with mental health diagnosis
- 2,385 – Patients with diabetes
- 1,058 – Patients with asthma
- 1,054 – Prenatal patients
- 1,042 – Patients with Coronavirus
- 67 – Patients who are homeless

107,263 TOTAL PATIENT VISITS IN 2020

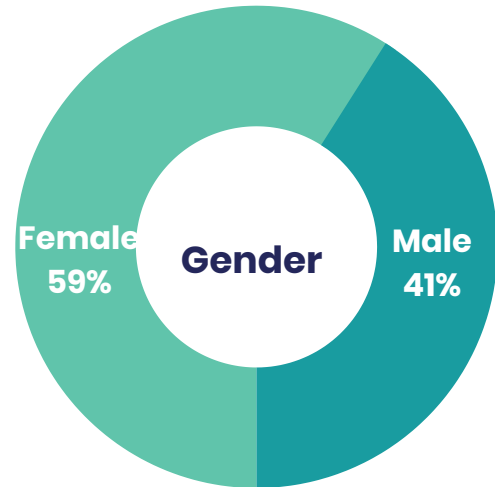
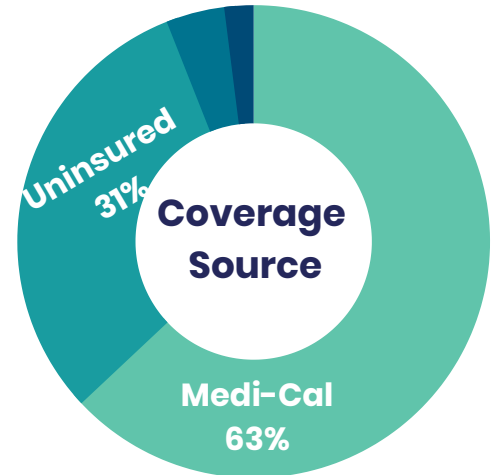
Clinic Visits

Medical – 42,849
Dental – 11,746
Behavioral – 780

Virtual Visits

Medical – 33,931
Dental – 95
Behavioral – 3,511

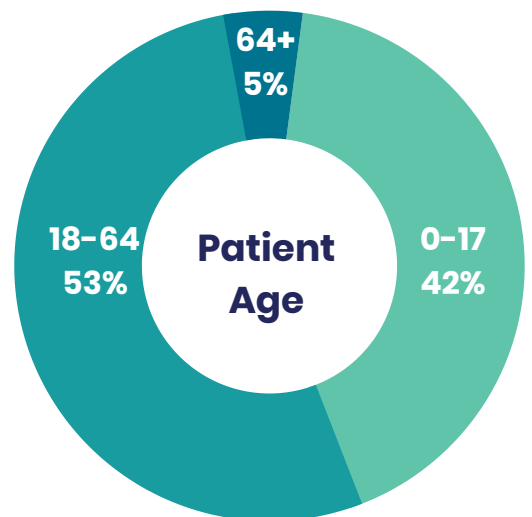
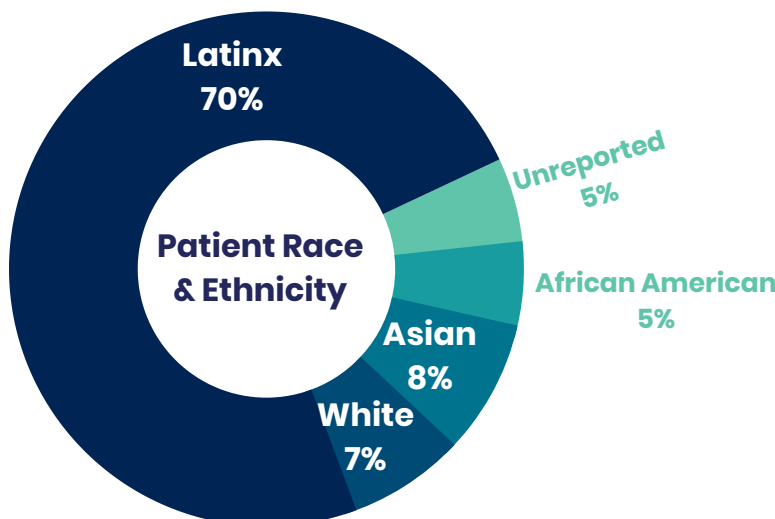
Medicare 4% Private 2%



Top 5 Cities Served

#of Patients

Hayward	14,464
San Leandro	3,551
Union City	2,599
Oakland	1,416
Castro Valley	915



Tiburcio Vasquez Health Center is a member of the Alameda Health Consortium and Community Health Center Network



TIBURCIO VASQUEZ HEALTH CENTER AT A GLANCE

Health Center Patient Demographics

Visits:

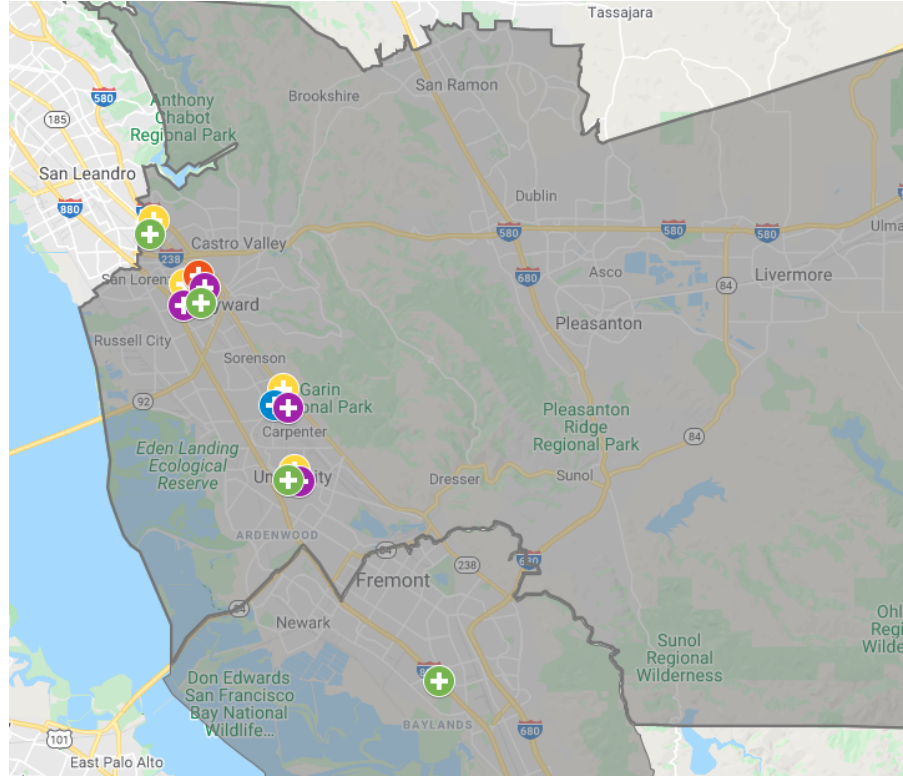
In 2020 Tiburcio Vasquez Health Center provided more than 107,000 patient visits. Many of these visits addressed complex medical and behavioral needs, with patients accessing care an average of 4 visits in the year for a range of services, including: medical, dental, mental health, community health education and other patient services both in clinic and virtually.






Mission Statement:

We are dedicated to promoting the health and well-being of our community by providing accessible, high quality care. Our individual and organizational commitment are to ensure this human right through quality service, advocacy, and community empowerment.

The Family of Tiburcio Vasquez Health Sites

Tiburcio Vasquez Health Center has multiple health centers, please find a list at tvhc.org or call 510.471.5907



-  Comprehensive Care (4)
-  School-Based (4)
-  WIC (4)
-  Family Support Services (1)
-  Pediatric (1)