



# TIBURCIO VASQUEZ HEALTH CENTER AT A GLANCE

## Health Center Patient Demographics

### 28,273 Patients Served in 2019

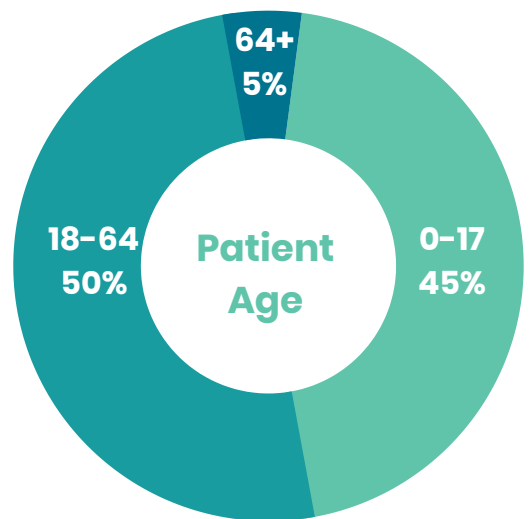
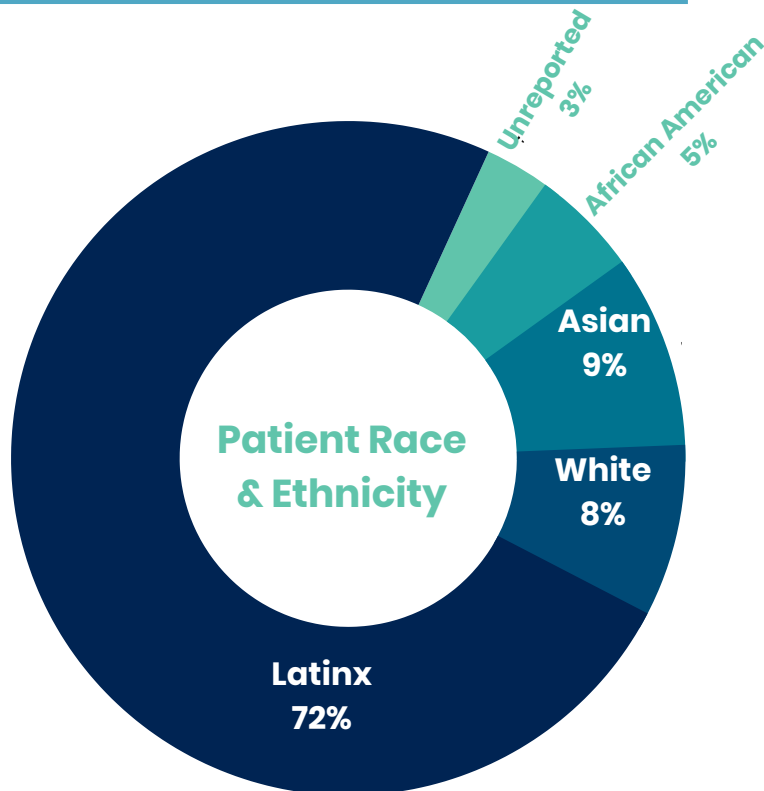
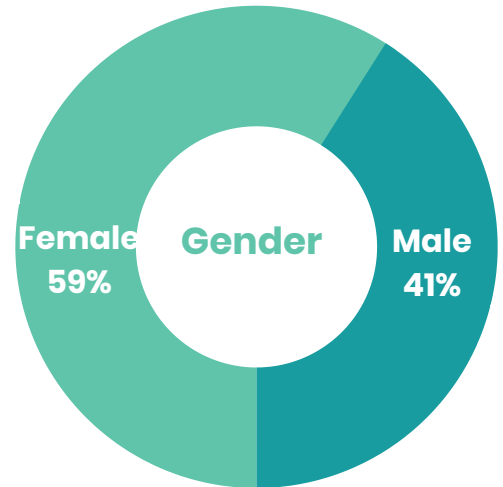
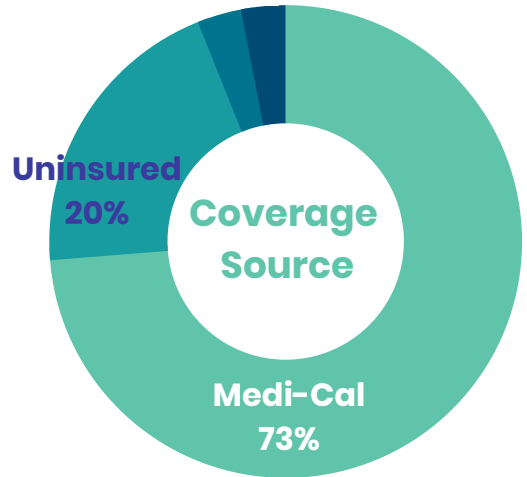
- 4,211 - Patients with hypertension
- 3,414 - Patients with Diabetes
- 3,303 - Patients with mental health diagnosis
- 1,119 - Patients with Asthma
- 1,053 - Prenatal patients
- 155 - Patients who are homeless

### 108,540 Patient visits in 2019

- 78,516 - Medical visits
- 18,007 - Dental visits
- 2,729 - Behavioral visits

Top 4 Cities Served	#of Patients
Hayward	16,557
San Leandro	3,901
Union City	3,047
Oakland	1,472

Medicare 3% Private 3%



Tiburcio Vasquez Health Center is a member of the Alameda Health Consortium and Community Health Center Network



# TIBURCIO VASQUEZ HEALTH CENTER AT A GLANCE

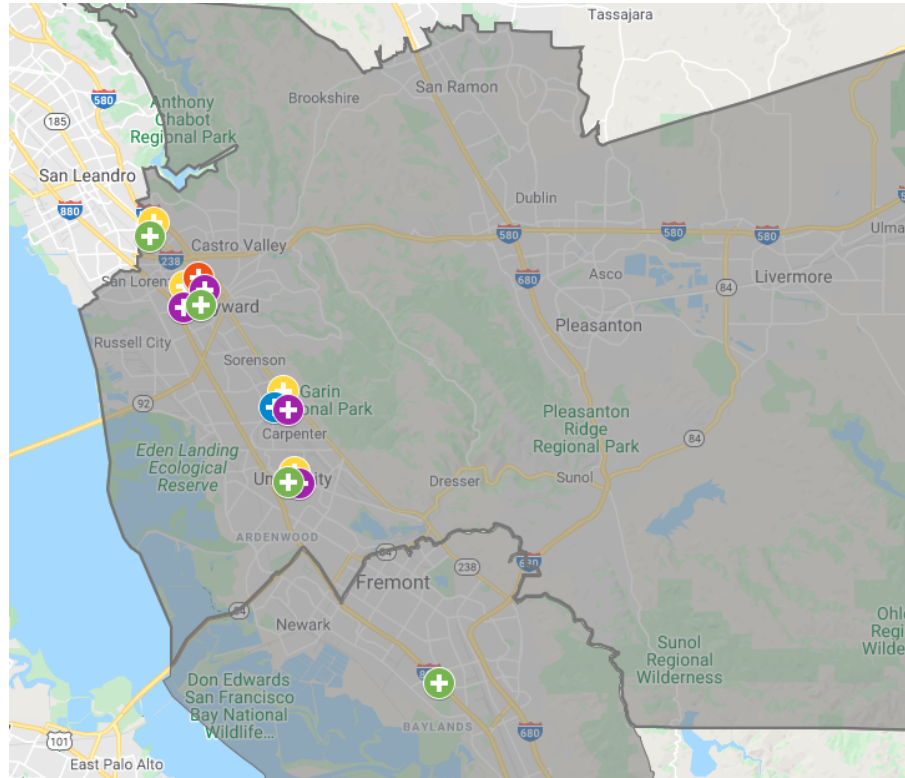
## Health Center Patient Demographics

### Visits:

In 2019 Tiburcio Vasquez Health Center provided more than 108,000 patient visits. Many of these visits addressed complex medical and behavioral needs, with patients accessing care an average of 4 visits in the year for a range of services, including: medical, dental, mental health, community health education and other patient services.

### Mission Statement:

We are dedicated to promoting the health and well-being of our community by providing accessible, high quality care. Our individual and organizational commitment are to ensure this human right through quality service, advocacy, and community empowerment.



- + Comprehensive Care (4)
- + School-Based (4)
- + WIC (4)
- + Family Support Services (1)
- + Pediatric (1)

### The Family of Tiburcio Vasquez Health Sites

Tiburcio Vasquez Health Center has multiple health centers, please find a list at [tvhc.org](http://tvhc.org) or call 510.471.5907