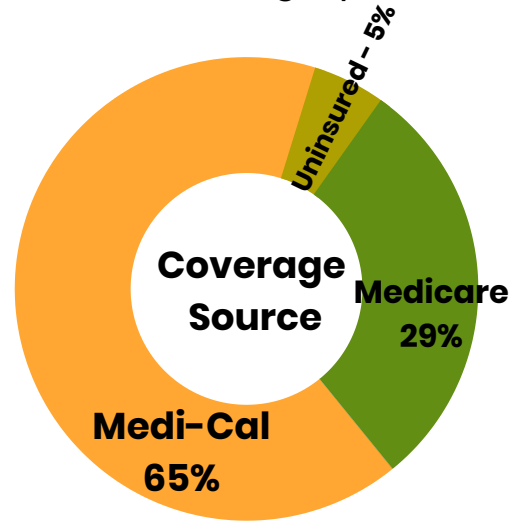


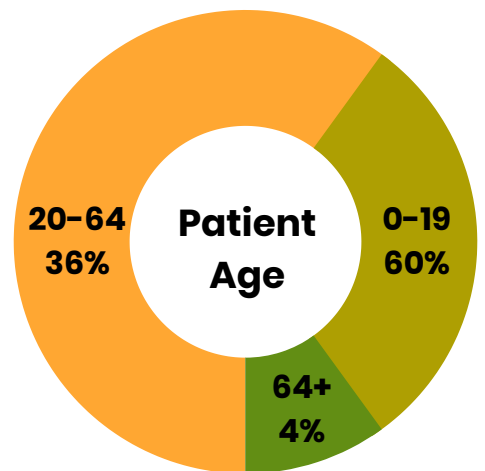
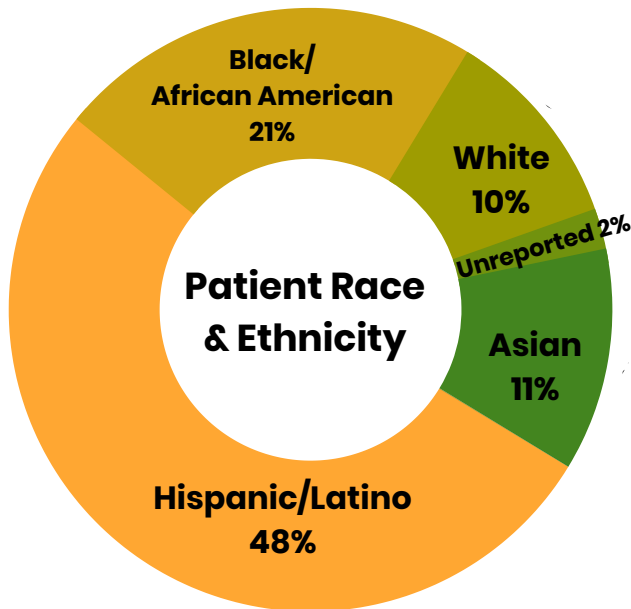
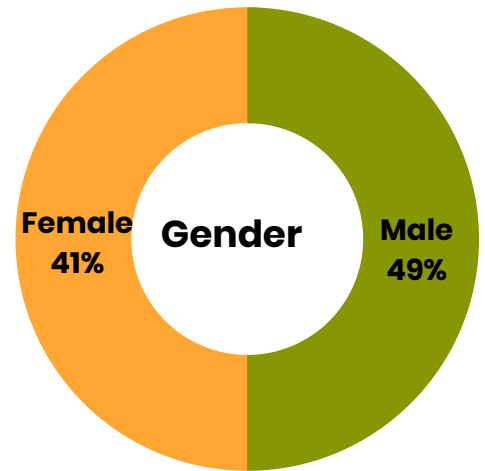


### 10,984 Patients Served in 2018



### 45,487 Patient visits in 2018

- 24,251 - Medical visits
- 15,108 - Dental visits
- 6,128 - Behavioral visits



Source: 2018: Office of Statewide Health Planning and Development



**NATIVE AMERICAN  
HEALTH CENTER**  
Serving the community since 1972

# NATIVE AMERICAN HEALTH CENTER AT A GLANCE

## Health Center Patient Demographics

### Visits:

In 2018 Native American Health Center provided more than 45,000 patient visits. Many of these visits addressed complex medical and behavioral needs, with patients accessing care an average of 4 visits in the year for a range of services, including: medical, dental, mental health, community health education and other patient services.

### Mission Statement:

To provide comprehensive services to improve the health and wellbeing of American Indians, Alaska Natives, and residents of the surrounding communities, with respect for cultural and linguistic differences.

### The Family of Native American Health Center Services Sites

Native American Health Center has multiple health centers, please find a list at [www.nativehealth.org/](http://www.nativehealth.org/)