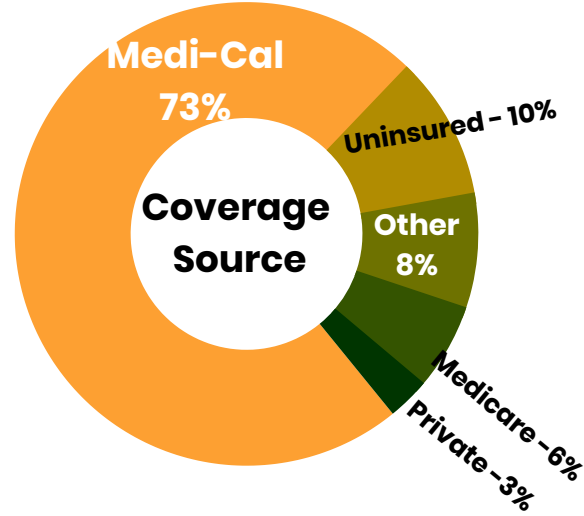




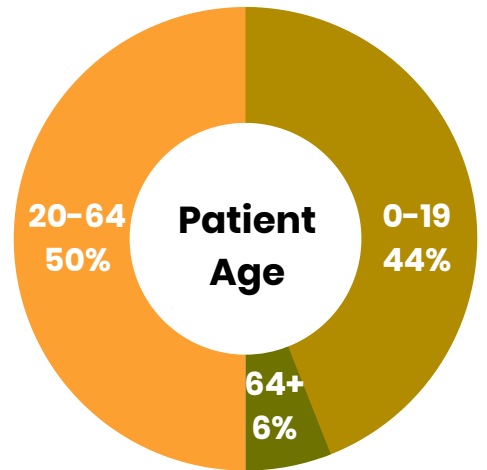
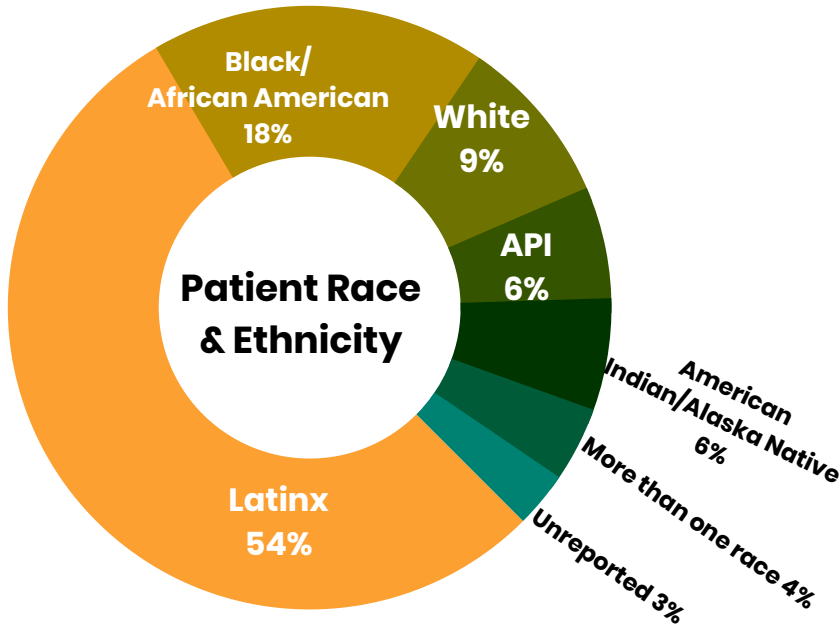
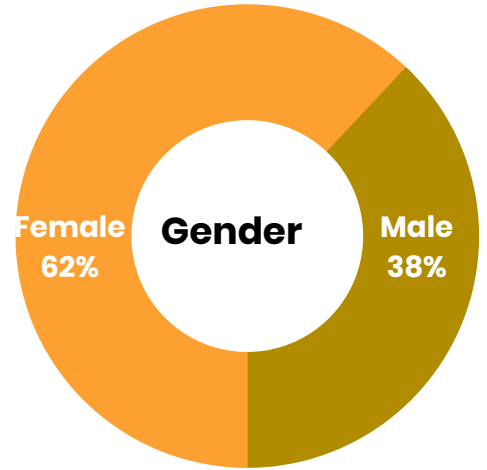
## Health Center Patient Demographics

### 6,501 Patients Served in 2020



### 17,804 Patient visits in 2020

- 10,373 – Medical visits
- 5,896 – Dental visits
- 1,535 – Behavioral visits



Source: 2020; Office of Statewide Health Planning and Development

Native American Health Center is a member of the Alameda Health Consortium and Community Health Center Network



# NATIVE AMERICAN HEALTH CENTER AT A GLANCE

## Health Center Patient Demographics

### Visits:

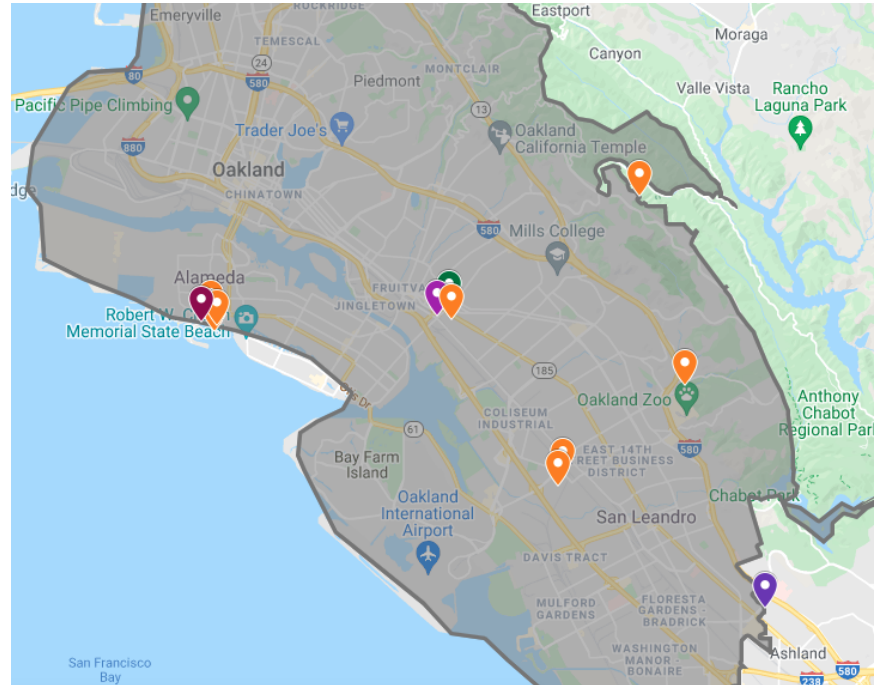
In 2020 Native American Health Center provided more than 17,800 patient visits. Many of these visits addressed complex medical and behavioral needs, with patients accessing care an average of 3 visits in the year for a range of services, including: medical, dental, mental health, community health education and other patient services.

### Mission Statement:

To provide comprehensive services to improve the health and wellbeing of American Indians, Alaska Natives, and residents of the surrounding communities, with respect for cultural and linguistic differences.

### The Family of Native American Health Center Services Sites

Native American Health Center has multiple health centers, please find a list at [www.nativehealth.org/](http://www.nativehealth.org/)



- 📍 School Site (8)
- 📍 Behavioral/WIC (1)
- 📍 Comprehensive/Dental (1)
- 📍 WIC (1)
- 📍 Youth Services (1)