

# LIFELONG MEDICAL CARE SERVICES AT A GLANCE

## Health Center Patient Demographics

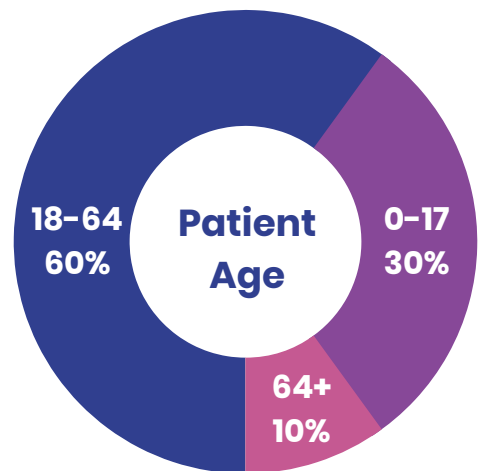
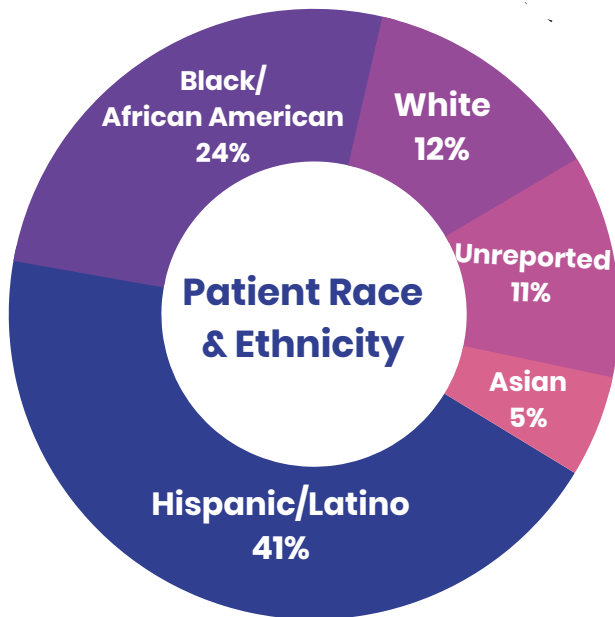
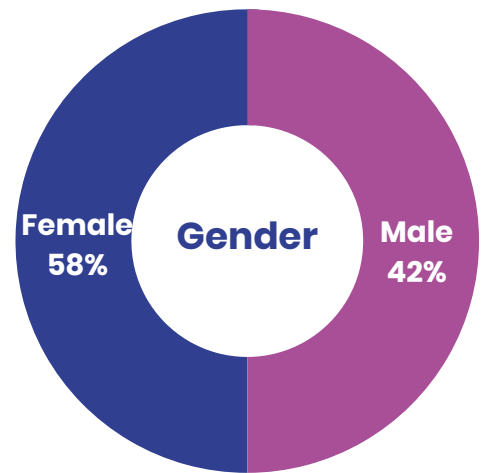
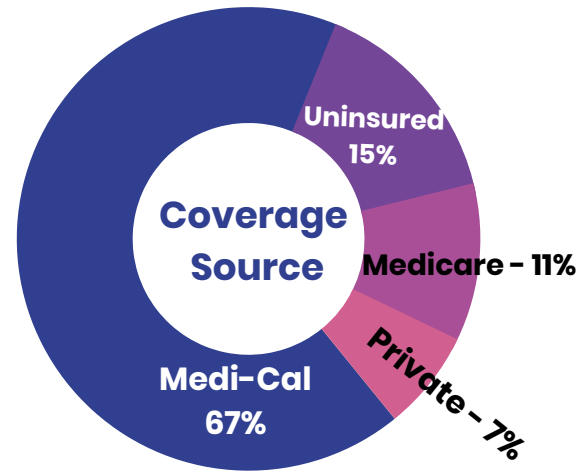
### 66,581 Patients Served in 2018

- 11,231 - Patients with hypertension
- 9,763 - Patients with mental health diagnosis
- 7,560 - Patients with diabetes
- 3,314 - Patients with asthma
- 2,508 - Patients who are homeless
- 1,322 - Prenatal patients
- 251 - Patients with HIV

### 313,117 Patient visits in 2018

- 195,906 - Medical visits
- 30,061 - Dental visits
- 18,700 - Behavioral visits

Top 4 cities served	#Patients
Richmond	18,101
Berkeley	17,531
Oakland	15,038
San Pablo	10,384



Source: 2018 Uniform Data System, HRSA, US Department of Health and Human Services



# LIFELONG MEDICAL CARE SERVICES AT A GLANCE

## Health Center Patient Demographics

### Visits:

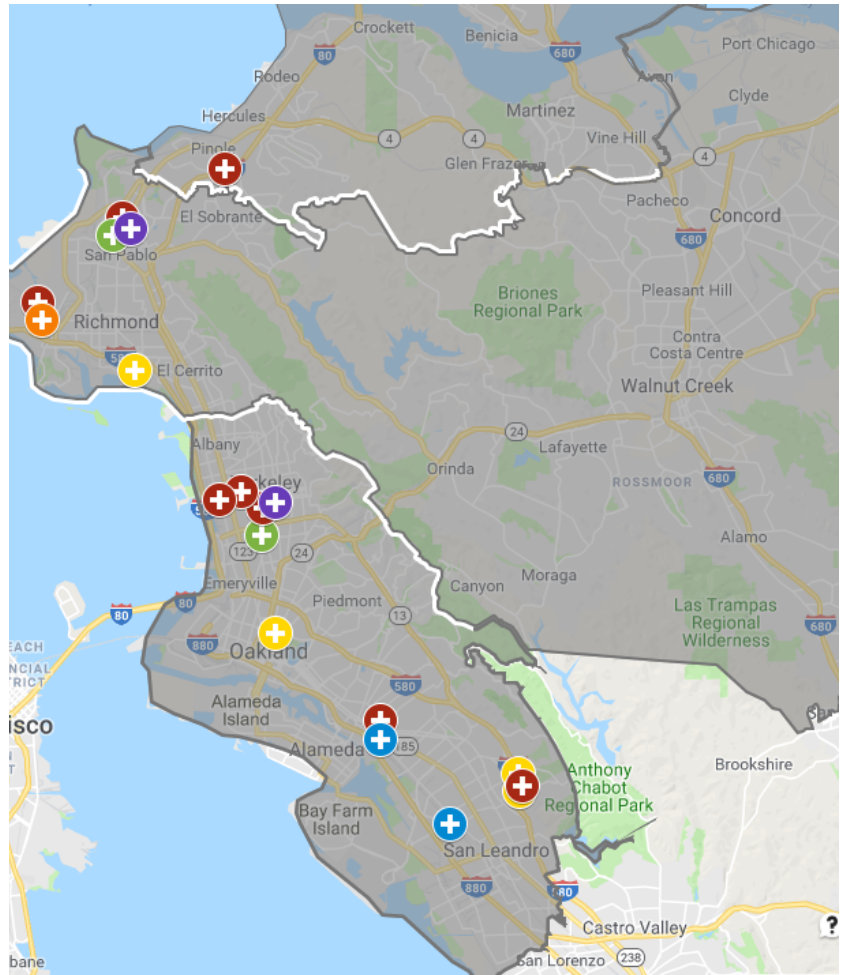
In 2018 LifeLong Medical Care provided more than 313,000 patient visits. Many of these visits addressed complex medical and behavioral needs, with patients accessing care an average of 4 visits in the year for a range of services, including: medical, dental, mental health, community health education and other patient services.

### Mission Statement:

LifeLong Medical Care provides high-quality health and social services to underserved people of all ages; creates models of care for the elderly, people with disabilities and families; and advocates for continuous improvements in the health of our communities.

### The Family of LifeLong Medical Care Services Sites

LifeLong Medical Care centers has multiple health centers, please find a list at [www.lifelongmedical.org](http://www.lifelongmedical.org) or call 510.981.4100



- + Comprehensive Care (8)
- + School Health Center (2)
- + Comprehensive Adult Care (4)
- + Urgent Care (2)
- + Dental (2)
- + Pediatric Care (1)