

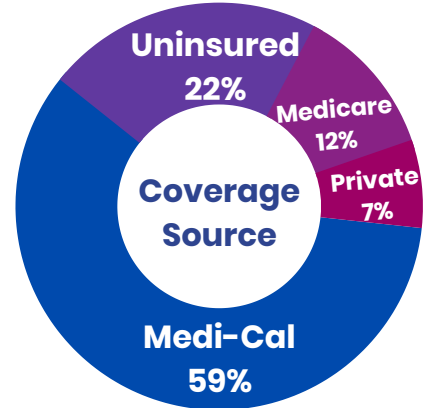


# LIFELONG MEDICAL CARE SERVICES AT A GLANCE

## Health Center Patient Demographics

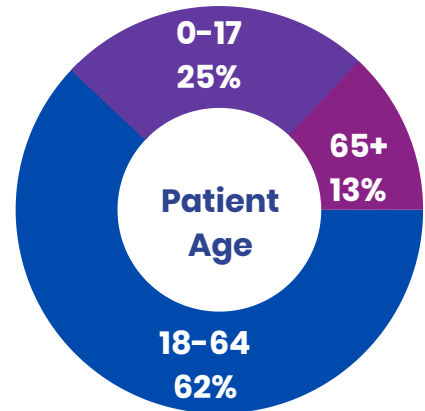
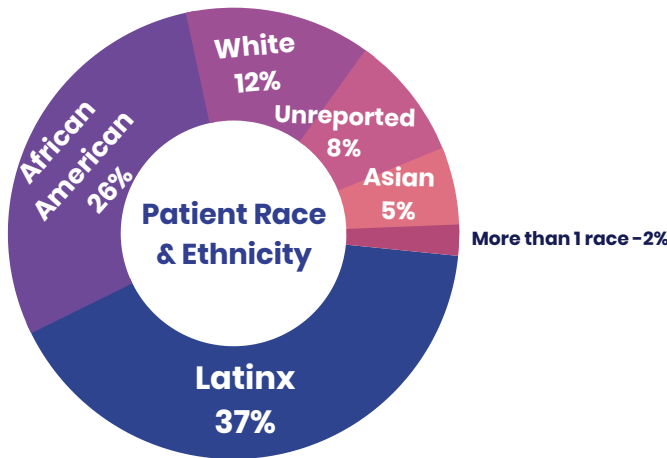

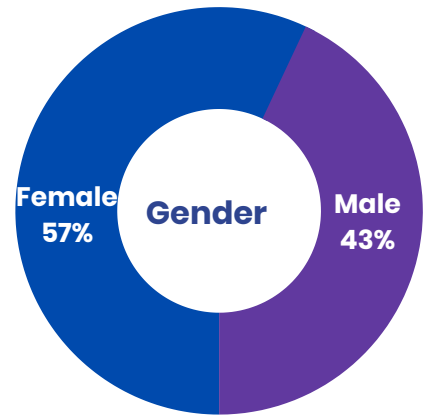
### 52,209 Patients Served in 2020

- 17,014 - Patients with mental health diagnosis
- 14,197 - Patients with hypertension
- 8,373 - Patients with diabetes
- 4,907 - Patients with asthma
- 2,186 - Patients who are homeless
- 1,816 - Patients with Coronavirus
- 1,576 - Prenatal patients
- 520 - Patients with HIV



### 306,995 TOTAL PATIENT VISITS IN 2020

Clinic Visits	Virtual Visits
Medical - 72,164	Medical - 92,970
Dental - 21,157	Dental - 531
Behavioral - 10,473	Behavioral - 27,496



Source: 2020 Uniform Data System, HRSA, US Department of Health and Human Services

# LIFELONG MEDICAL CARE SERVICES AT A GLANCE

## Health Center Patient Demographics

### Visits:

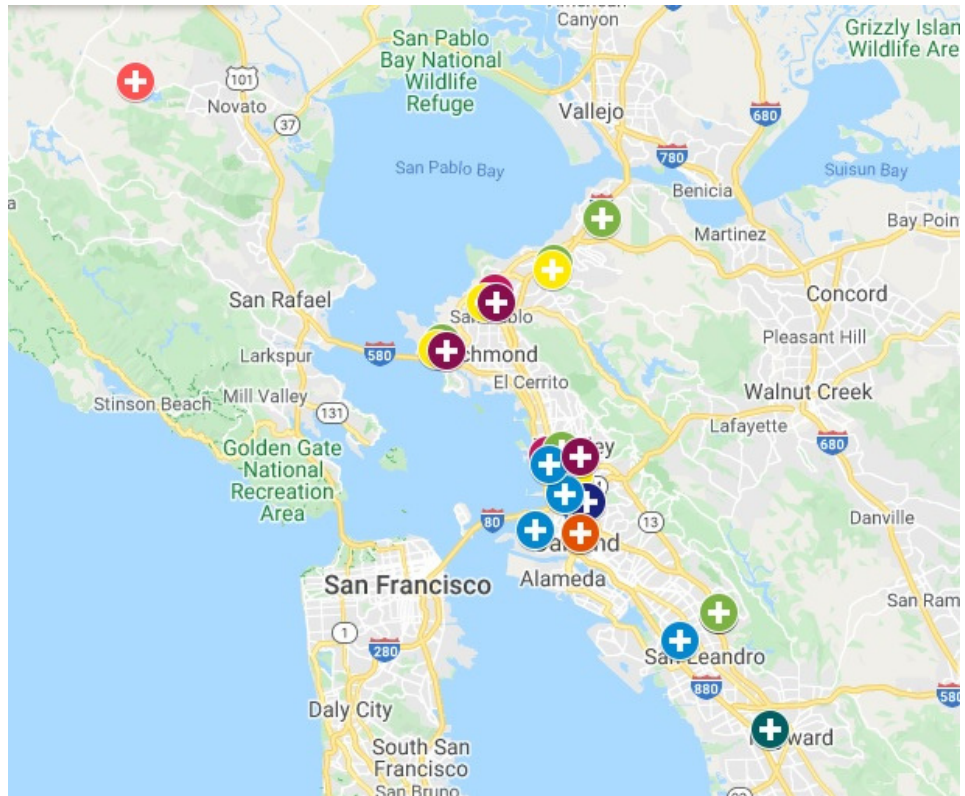
In 2020 LifeLong Medical Care provided more than 307,000 patient visits. Many of these visits addressed complex medical and behavioral needs, with patients accessing care an average of 5 visits in the year for a range of services, including: medical, dental, mental health, community health education and other patient services, both in clinic and virtually.

### Mission Statement:

LifeLong Medical Care provides high-quality health, dental, and social services to underserved people of all ages; creates models of care for the elderly, people with disabilities and families; and advocates for continuous improvements in the health of our communities.

### The Family of LifeLong Medical Care Services Sites

Lifelong Medical Care centers has multiple health centers, please find a list at [www.lifelongmedical.org](http://www.lifelongmedical.org) or call 510.981.4100



- + Comprehensive Care (6)
- + Comprehensive Adult Care (5)
- + Dental (4)
- + School-Based (4)
- + Urgent Care (3)
- + Adult Day Health (1)
- + Behavioral Care (1)
- + Pediatrics (1)
- + Recovery Center (1)
- + Trust Center (1)