

BAYWELL HEALTH

Health Center Patient Demographics

Purpose Statement:

To be the trusted hub of community health care advancing the Bay Area’s Black community’s health and dignity. We strive to improve the health and socioeconomic status of our community by providing the highest quality of preventative care and treatment for our diverse neighbors throughout the East Bay.

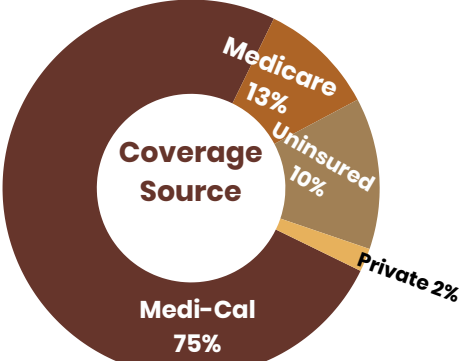
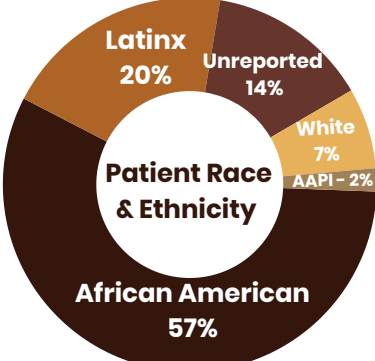
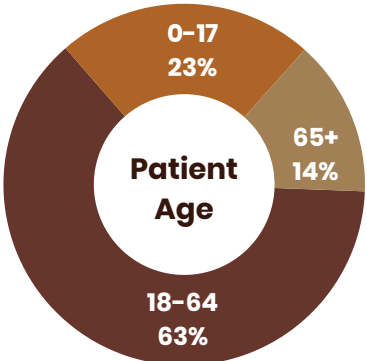
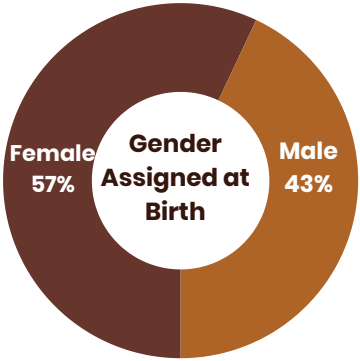
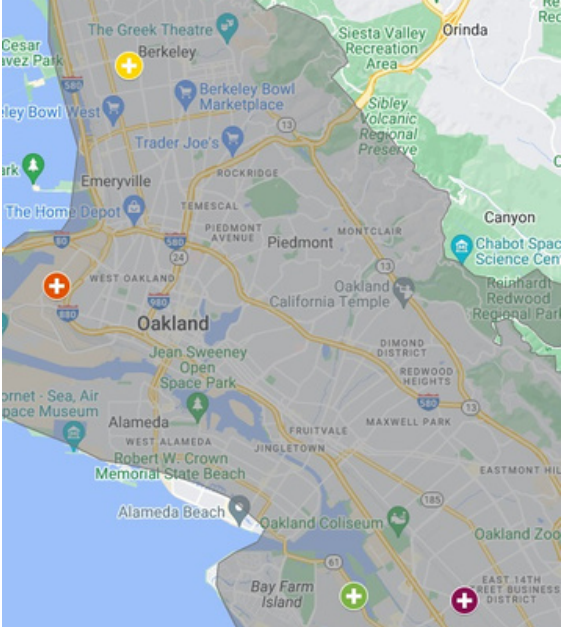
Top 3 cities served

#Patients

Oakland	→	4,168
Berkeley	→	1,531
Emeryville	→	346



- Comprehensive Care
- Comprehensive Care
- Comprehensive Care
- Comprehensive Care



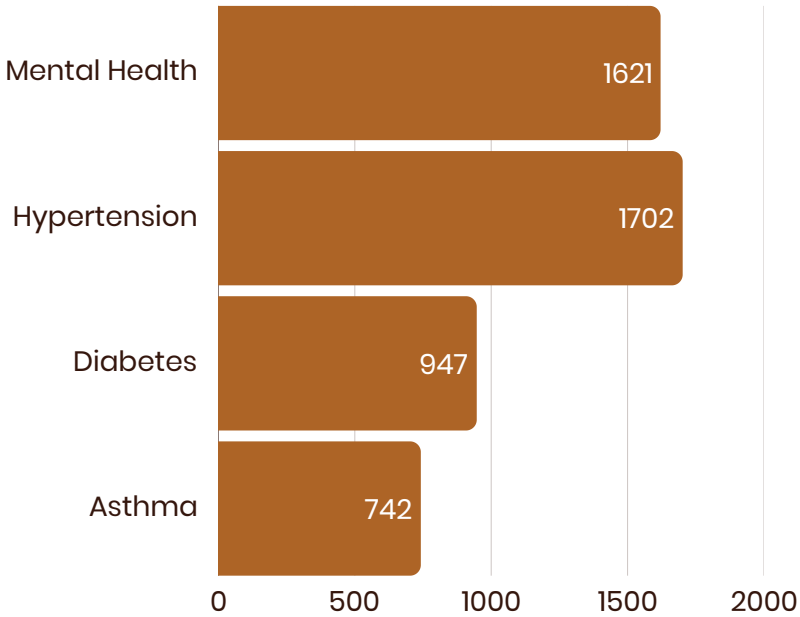
BAYWELL HEALTH

Health Center Patient Demographics Cont.

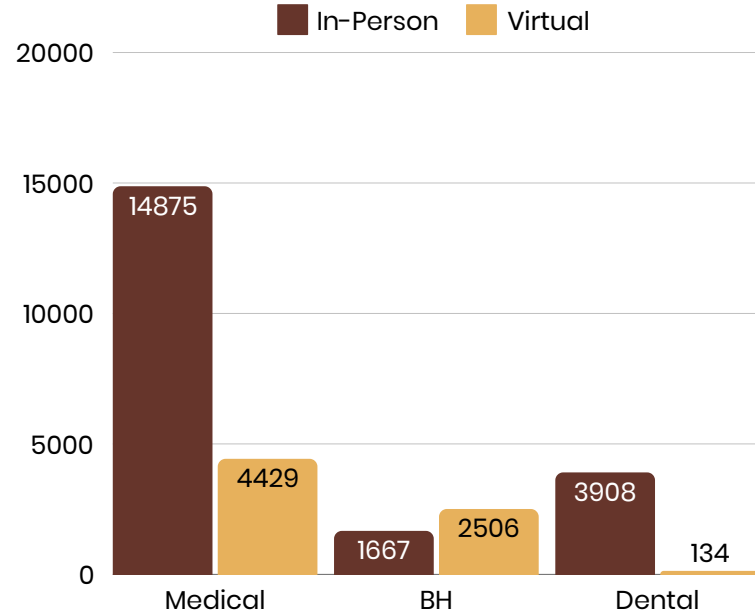
Visits:

In 2023 Baywell Health provided more than 34,000 patient visits. Many of these visits addressed complex medical and behavioral needs, with patients accessing care an average of 5 visits in the year for a range of services, including: medical, dental, mental health, community health education and other patient services, both in clinic and virtually.

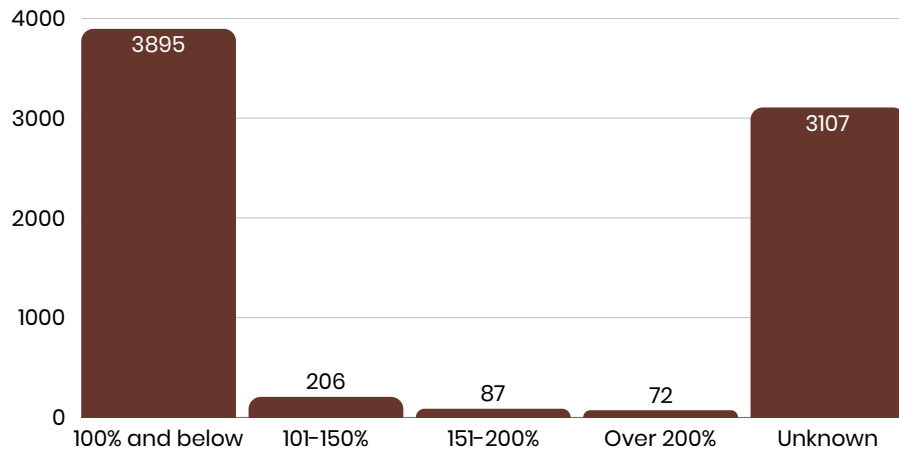
7,367 Patients Served in 2023







34,103 Patient Visits in 2023



Income as Percent of Poverty Guidelines



Additional Conditions

-  59 Patients Diagnosed with COVID
-  147 Unhoused Patients
-  139 Prenatal Patients
-  791 Patients with Substance Use Disorder



Site Name	Address	City	Zip	Type of Clinic
Albert J. Thomas Medical Clinic	110615 E. 14th Street	Oakland	94621	Comprehensive Care
East Oakland Health Center	7450 International Blvd	Oakland	94621	Comprehensive Care
William Byran Rumford Medical Clinic	2960 Sacramento Street	Berkeley	94710	Comprehensive Care
West Oakland Health Center	700 Adeline Street	Oakland	94607	Comprehensive Care