



ASIAN HEALTH SERVICES

ASIAN HEALTH SERVICES AT A GLANCE

Health Center Patient Demographics

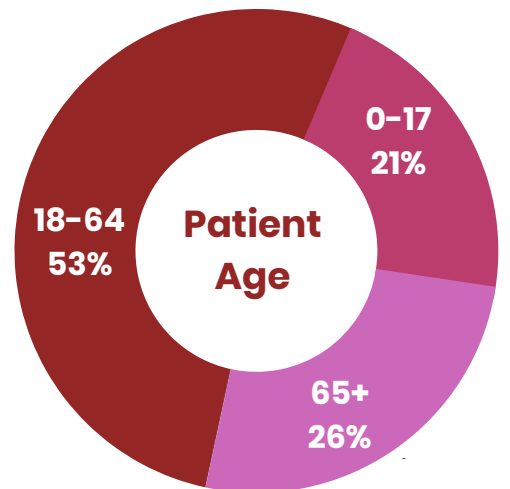
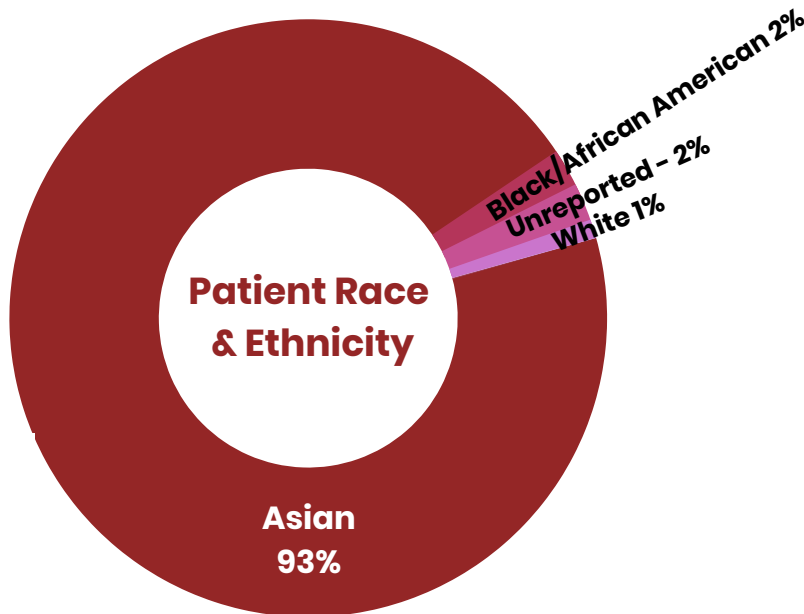
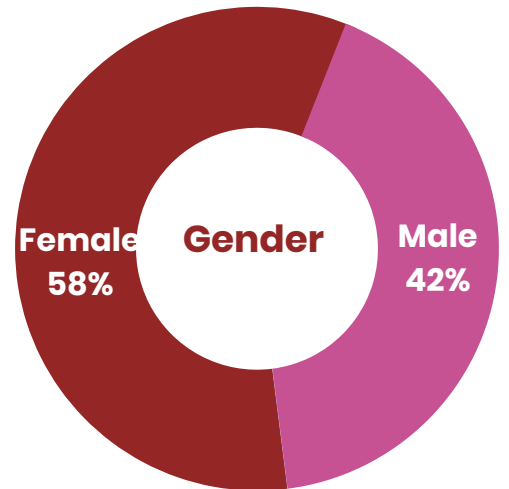
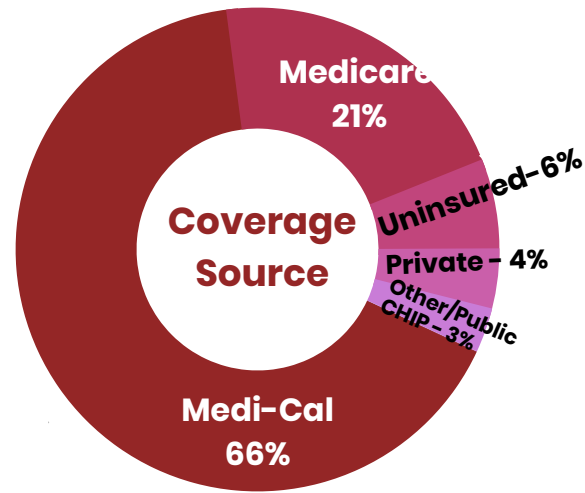
28,147 Patients Served in 2018

- 8,673 - Patients with hypertension
- 3,842- Patients with Diabetes
- 3,586 - Patients with mental health diagnosis
- 1,013 - Patients with Asthma
- 396 - Prenatal patients
- 144 - Patients who are homeless
- 73 - Patients with HIV

137,074 Patient visits in 2018

- 87,884 - Medical visits
- 24,243 - Dental visits
- 13,272 - Behavioral visits

| Top 4 cities served | #Patients |
|---------------------|-----------|
| Oakland | 14,838 |
| San Leandro | 4,536 |
| Alameda | 3,013 |
| Castro Valley | 1,045 |



Asian Health Services is a member of the Alameda Health Consortium and Community Health Center Network



ASIAN HEALTH SERVICES

ASIAN HEALTH SERVICES AT A GLANCE

Health Center Patient Demographics

Visits:

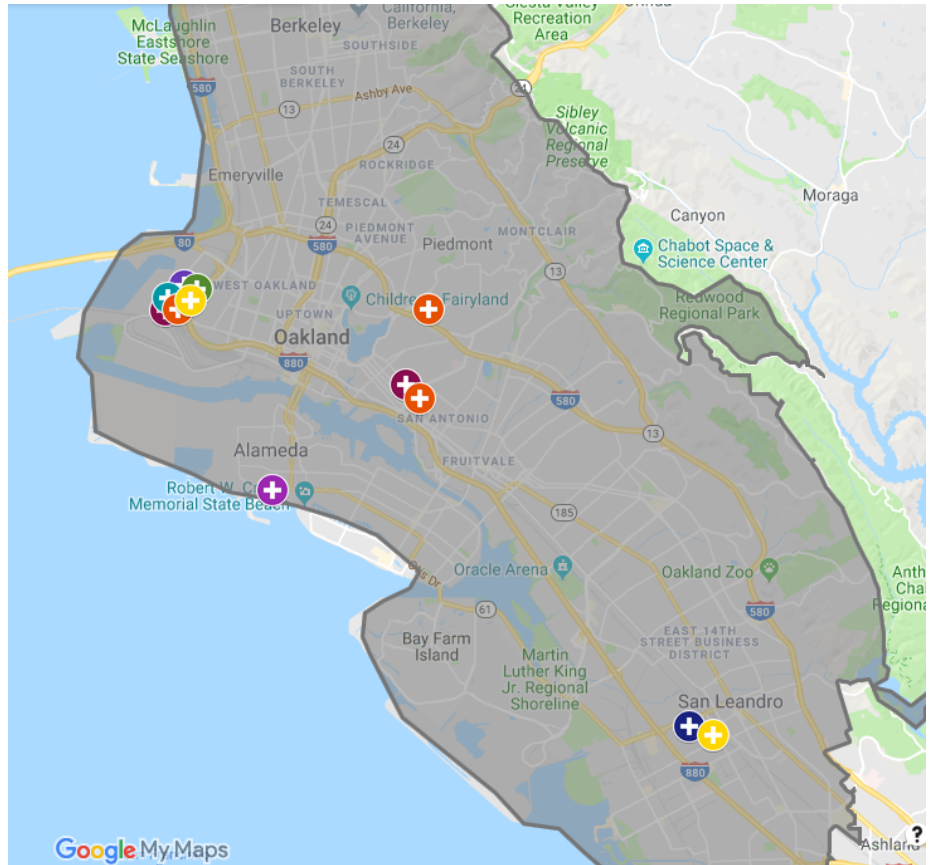
In 2018 Asian Health Services provided more than 137,000 patient visits. Many of these visits addressed complex medical and behavioral needs, with patients accessing care an average of 4 visits in the year for a range of services, including: medical, dental, mental health, community health education and other patient services.

Mission Statement:

To serve and advocate for the medically underserved, including the immigrant and refugee Asian community, and to ensure equal access to health care services regardless of income, insurance status, language, or culture.

The Family of Asian Health Services Sites

Asian Health Services has multiple health centers, please find a list at asianhealthservices.org



- Comprehensive Care (3)
- School Based/Dental (3)
- Behavioral Health (2)
- Dental (1)
- Dental Clinic (1)
- Dental/Behavioral Health (1)
- Pediatrics (1)
- School Based/Comprehensiv... (1)